

FAIRFIELD POLICE

Monthly Report – November 2019



Chief Christopher Lyddy

Fairfield Police Department

www.fpdct.com

This page intentionally left blank.

Section 1: Bureau / Division Reports

Section 2: Statistical Activity Summary

Overall Activity

Calls for Service - Total

Alarm Response Summary

Calls for Service – Detailed

Motor Vehicle Activity

Motor Vehicle Accidents

Motor Vehicle Enforcement - Action

Motor Vehicle Enforcement - Violation Type

Parking Ticket Summary

Criminal Activity

Criminal Incidents by Patrol

Criminal Activity by Month

Criminal Arrests by Month

Section 1: Bureau / Division Reports

Noteworthy Police Work

Lieutenant Weihe recognized Officer Braham for his work investigating a report of a strong-arm robbery. His investigation identified the suspects but also uncovered that the incident was a drug deal that went bad. Officer Braham also made a related narcotic arrest and developed information on other juvenile parties allegedly involved in the sale of narcotics.

Awards

At the November 13th Board of Police Commissioner's meeting, the following officers were presented with awards:

Officer Michael Guilfoyle was presented with a lifesaving award.



Officer Fuller was presented with the Officer of the Quarter award.



Retirement

On November 4th, Detective Fred Caruso retired after 34 years of service with the department.



New Officer

On October 13, 2019, Officer Christopher Rubis was sworn in as Fairfield's newest police officer.



Pictured above is Chief Lyddy, Officer Rubis and his father, Officer Chris Rubis, a 22-year veteran with our department.

Christopher is following in the footsteps of his father, Chris, who has been a Police Officer since 1992. Christopher recently graduated from the University of Rhode Island where he majored in Criminal Justice. A combination of family, school, and internships convinced him to become a Police Officer. An avid outdoorsman his interests include fishing, skiing, and golf.

Chris was a Special Police Officer with the Fairfield Police Department prior to being sworn in as a regular officer.

Donation

On November 13th, the Fairfield Police K-9 Unit received a donation of \$11,266.61 from a fundraiser conducted by the Norwalk Veterinary Hospital.



Patrol

19-43790 | 7:57 AM | Theft From Motor Vehicle | Beattie, W | 00110 Royal Av

Officer Beattie followed up on a car break-in, which occurred the previous day on Royal Avenue, where a window was smashed and a purse was stolen. He developed a lead and conducted an interview which led to a Search Warrant of a suspect's home (The lead was developed by Officer Beattie after Officer Krushinski and Katz arrested the suspect the previous day for 3 prawn warrants)

The subject was found to have property on him belonging to the victim on Royal Avenue. The interview of the subject led to a search warrant on Orland Street in Bridgeport. During the execution of the search warrant, Officer Beattie and the members of the detective bureau recovered stolen property and tools which were used in the commission of the crime

19-41702 | 6:53 AM | Shoplifter | Colwell, M | 00541 Kings Hwy Cutoff

ECC received a report of a male inside store who had been warned not to return to the store as a result of previous shoplifting incidents.

The suspect was arrested and charged with C.G.S. 53a-107, Criminal Trespass; C.G.S. 53a-167a, Interfering with an Officer; and C.G.S. 53a-125, Larceny 4th Degree after he stole \$1,599.00 worth of merchandise from Home Depot. After being confronted by police in the parking lot, the suspect ran, leading police on a short foot chase before being taken into custody.

19-42372 | 6:30 PM | M.v. Accident | Wells, K | 00072 Grace St

A driver was arrested and charged with Driving Under the Influence after he struck 4 parked vehicles, each time backing up his vehicle and striking another. He came to a stop after he struck the 5th vehicle, which was an oncoming car. He later fought with and spit on officers and was subsequently charged with Interfering and Assault on an Officer.

19-41337 | 12:50 PM | MV Stop | Wells, K | Commerce Dr/Bridgeport City Line

Officer Wells and Officer Chase began pursuing a vehicle after the operator of that vehicle fled during a traffic stop (Commerce and Coolidge.) Though the vehicle pulled over several hundred yards down the road, it was suspect the operator had thrown narcotics from the vehicle

Found on the side of the road between where the pursuit began and where the operator of the vehicle pulled over were two folds of heroin

Special Services Bureau

Traffic Safety Unit	Jan	Feb	Mar	Apr	May	Jun	Jul	Aug	Sep	Oct	Nov	Dec
Traffic Stops	401	374	377	432	465	261	410	807	316	411	438	
Infractions Issued	242	240	258	536	322	160	251	561	171	220	233	
Misdemeanor Summons	25	20	15	18	27	10	15	27	5	10	16	
Accidents Investigated	20	23	28	34	46	42	47	32	33	37	28	
Child Seat Installations	25	9	38	15	25	20	11	32	19	8	15	
DUI Arrests	4	2	3	1	1	1	4	6	3	2	3	

Traffic Crash Unit	Jan	Feb	Mar	Apr	May	Jun	Jul	Aug	Sep	Oct	Nov	Dec
Accidents Investigated	59	80		60	66	70	69	80	66	65	86	
Accidents with Injuries	6	6		12	8	9	7	4	5	9	7	
Search Warrants	1	1		3	3	0	2	3	2	4	2	
Arrest Warrants	4	3		3	3	1	2	3	2	3	2	
Misdemeanor Summons	10	3		6	2	1	2	5	6	1	3	
Infractions Issued	33	19		107	28	1	17	110	61	16	26	
Fatalities	0	0		0	0	1	2	0	0	3	0	

Animal Control	Jan	Feb	Mar	Apr	May	Jun	Jul	Aug	Sep	Oct	Nov	Dec
Complaints	56	70	94	67	100	93	107	115	113	117	82	
Wildlife Complaints	20	26	46	25	41	56	45	62	48	48	28	
Animals Tested for Rabies	1	1	2	1	1	0	4	9	2	1	1	
Animals Positive / Rabies	0	0	1	1	1	0	0	0	0	1	0	
Animal Bites	1	2	2	5	2	6	5	1	4	6	1	
Written Warnings	4	9	6	4	11	4	7	3	5	9	4	
Infractions	7	2	2	18	5	0	3	2	2	1	1	
Misdemeanors	0	0	0	0	0	1	0	0	0	0	0	

Lake Mohegan Enforcement: Periodic patrols conducted.

Marine Unit	May	JUN	JUL	AUG	SEPT	OCT
Complaints	10	20	23	18	9	8
Boats Towed	1	2	4	2	1	1
Written Warnings	0	0	0	0	0	0
Arrests	0	0	0	0	0	0
Safety Inspections	5	3	3	1	0	0
Total Calls For Service	15	23	26	19	9	8
Hours Underway	25	95	165	150	20	50
Community Events	2	3	5	5	3	1
Location Checks	0	2	7	5	2	0
Fatalities	0	0	0	0	0	0

Traffic Enforcement Targeted Areas

Villa Ave./Greenfield St.
 Redding Rd./Catamount Rd.
 Hulls Hwy & Range Rd
 Davis Rd.
 Fairfield Beach Rd. & Beach Rd.
 Black Rock Tpke. & Baros St.
 Godfrey Rd./ Morehouse Hwy.
 Brookside Dr.
 Post Rd. & River Rd.
 Meadow Brook Rd.

Other Activities

Special Olympics fundraiser at Chips Rest.
 Car Seat Clinic
 Seatbelt Grant
 Turkey Trot
 Tip-A-Cop

Administrative Services Bureau

Training

- Fundamentals of Crisis Negotiations
- Mountain Bike Patrol
- Human Trafficking
- Field Training Officer Train-the-Trainer
- NEOA Regional Criminal Investigation
- Laws and Legal Update
- Digital Evidence Investigations

Emergency Communications Center

	Jun	Jul	Aug	Sep	Oct	Nov	Dec
Total Incoming Phone Calls	9,842	10,611	10,185	9,551	9,499	9,374	
Total 911 Calls	1,783	1,952	1,778	1,856	1,813	1,714	
Total Outgoing Calls	2,274	2,531	2,385	2,248	2,278	2,021	
Total Calls for Service Processed	3,598	3,862	5,386	4,046	4,187	3,757	

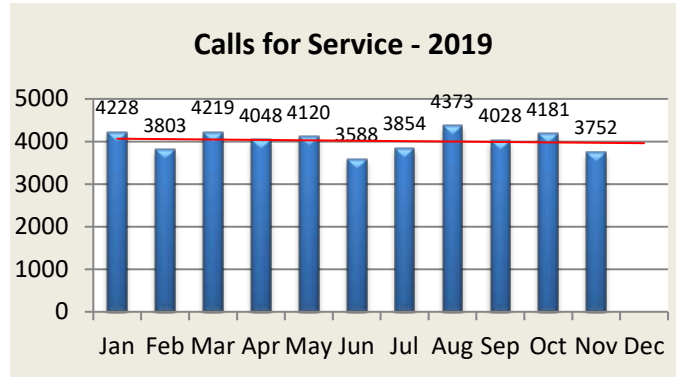
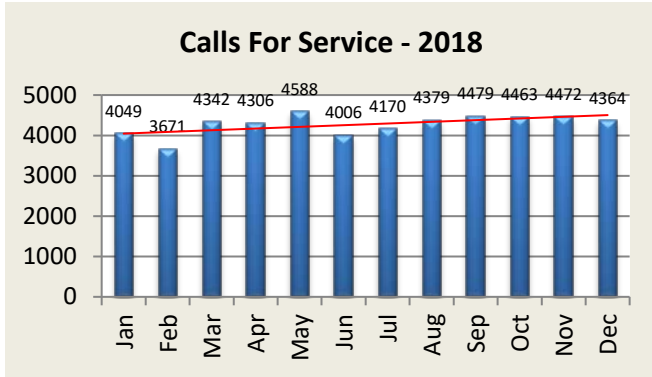
9-1-1 calls were answered in under 10 seconds 96.14% of the time.

Section 3: Statistical Activity Summary

TOTAL CALLS FOR SERVICE

Calls for Service	Jan	Feb	Mar	Apr	May	Jun	Jul	Aug	Sep	Oct	Nov	Dec	YTD
2018	4049	3671	4342	4306	4588	4006	4170	4379	4479	4463	4472	4364	51,289
2019	4228	3803	4219	4048	4120	3588	3854	4373	4028	4181	3752		44,194

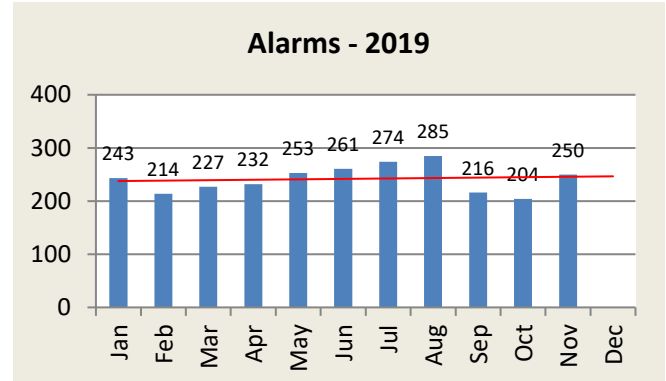
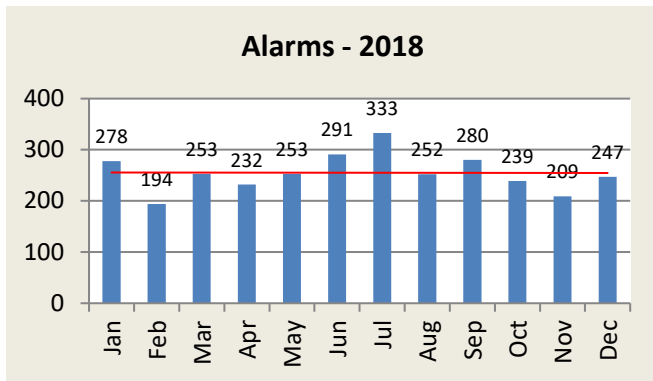
Note: Includes miscellaneous calls that may not be listed under the call analysis section



ALARM RESPONSE SUMMARY

Total Alarms	Jan	Feb	Mar	Apr	May	Jun	Jul	Aug	Sep	Oct	Nov	Dec	YTD
2018	278	194	253	232	253	291	333	252	280	239	209	247	3,061
2019	243	214	227	232	253	261	274	285	216	204	250		2,659

False Alarms	Jan	Feb	Mar	Apr	May	Jun	Jul	Aug	Sep	Oct	Nov	Dec	YTD
2018	274	191	251	232	253	291	325	251	277	237	209	247	3,038
2019	243	211	227	232	250	261	274	283	215	203	250		2,649

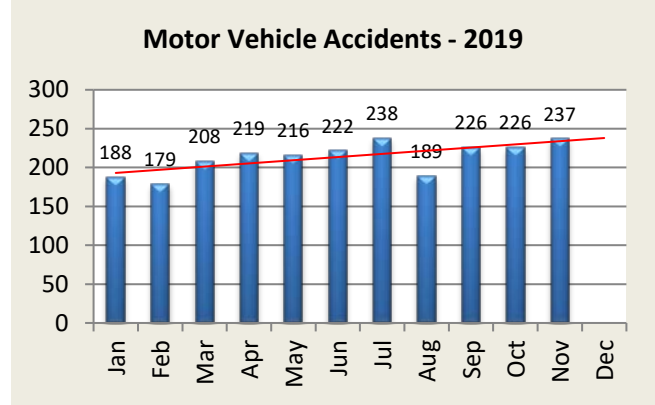
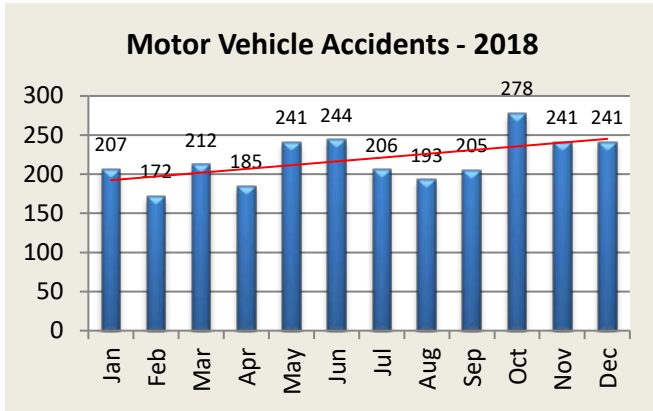


Calls For Service - Detailed Summary

Calls for Service - Type	Jan	Feb	Mar	Apr	May	Jun	Jul	Aug	Sep	Oct	Nov	Dec	YTD
911 Hang Up	6	8	9	7	10	5	5	6	11	11	18		96
Abandoned Vehicles	9	8	14	6	4	9	14	5	7	5	12		93
Alarms	243	214	227	232	253	261	274	285	216	204	250		2659
Animal Complaints	66	73	117	90	103	125	120	127	100	99	76		1096
Assaults	2	3	2	2	3	1	0	3	2	1	5		24
Assistance	184	174	174	171	181	185	177	169	217	211	177		2020
Bank Escorts	22	15	21	22	22	20	22	22	19	22	16		223
Bomb Threats	0	0	0	0	0	0	0	0	0	0	0		0
Breach of Peace	42	35	54	38	54	67	43	53	51	51	50		538
Burglary	6	6	8	3	8	9	17	14	8	12	1		92
BusinessChecks	1343	1192	1272	1088	1095	763	692	887	987	1049	822		11190
Cancelled Alarms	51	49	46	42	61	63	44	59	47	45	53		560
Community Events	45	42	25	39	64	43	45	35	86	92	106		622
Door Open	11	5	5	6	6	3	2	4	10	10	6		68
Drowning	0	0	0	0	0		0	1	0	0	0		1
EMS	353	356	371	350	340	346	356	339	362	374	395		3942
Funeral Escorts	28	13	10	12	15	16	20	15	17	13	20		179
Harassment	13	16	13	12	18	14	14	10	15	15	14		154
Intoxicated Subjects	4	5	11	8	3	7	5	4	18	4	6		75
Investigations	166	136	197	166	230	181	178	202	212	213	197		2078
Larceny	34	27	25	38	24	34	51	31	33	37	21		355
MVA	188	179	208	219	216	222	238	189	226	226	237		2348
Medical Alarms	1	2	3	3	4	1	2	3	3	2	1		25
Psychiatric calls	10	3	5	3	1	4	9	2	3	4	1		45
Missing Persons	1	3	4	1	3	5	0	3	2	2	1		25
Narcotic Violations	4	6	4	2	2	3	12	5	2	13	7		60
Noise Complaints	17	11	15	20	36	42	33	37	58	45	34		348
Parking Complaints	34	23	38	48	46	47	49	25	80	40	40		470
Pistol Permit Apps	21	10	7	7	4	15	7	11	6	12	9		109
Reckless Driver	18	26	25	25	45	21	30	30	37	33	33		323
Recovered Property	18	8	14	9	16	18	20	17	26	11	18		175
Road Hazard	37	34	47	35	33	78	86	58	34	51	36		529
Robbery	0	0	0	3	4	1	0	2	1	2	0		13
Sex Violation	0	0	0	0	1	1	1	0	1	0	1		5
Shoplifter	16	14	21	10	22	16	23	15	19	30	22		208
Stolen Vehicles	3	5	3	2	3	5	7	5	13	11	1		58
Suicide	0	0	0	1	0	0	1	1	0	1	0		4
Suicide Attempts/Threats	4	4	9	2	4	6	6	2	8	4	4		53
SuspiciousActivity	70	65	54	76	82	65	74	71	68	75	60		760
Theft from MV	9	14	31	21	10	13	42	26	42	35	18		261
Trespasser	7	8	12	11	9	14	7	3	6	7	8		92
Vandalism	6	4	9	7	11	9	11	11	8	14	12		102

MOTOR VEHICLE ACTIVITY

MV Accidents	Jan	Feb	Mar	Apr	May	Jun	Jul	Aug	Sep	Oct	Nov	Dec	YTD
2018	207	172	212	185	241	244	206	193	205	278	241	241	2,625
2019	188	179	208	219	216	222	238	189	226	226	237		2,348



MV Enforcement	Jan	Feb	Mar	Apr	May	Jun	Jul	Aug	Sep	Oct	Nov	Dec	YTD
Warnings - 2018	235	254	213	256	260	225	359	335	291	256	287	323	3,294
Warnings - 2019	328	325	310	254	273	223	269	353	294	328	278		3,235

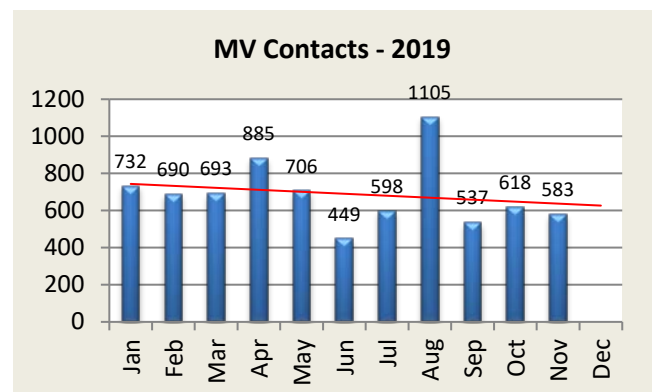
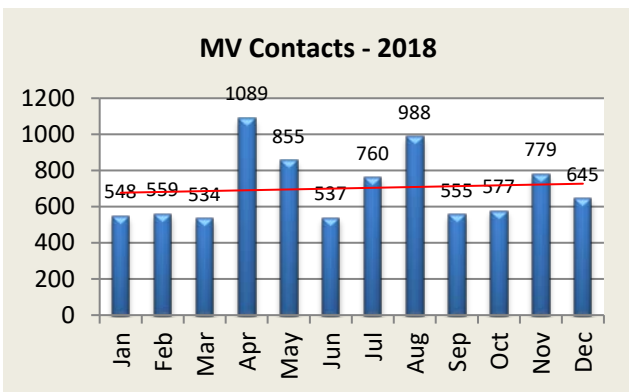
Infractions - 2018	258	230	277	749	535	262	337	587	229	270	430	256	4,420
2019	317	290	315	575	367	171	279	675	199	249	258		3,695

Misdemeanor - 2018	31	43	25	55	39	31	45	45	19	36	43	44	456
2019	65	55	48	46	53	42	37	59	29	25	33		492

Custodial - 2018	12	19	12	11	3	11	7	11	5	7	8	11	117
2019	13	12	7	9	6	13	8	9	8	8	5		98

DUI Arrests - 2018	6	7	11	13	8	5	3	14	9	10	5	9	100
2019	9	5	6	8	5	9	3	9	6	8	9		77

MV Contacts - 2018	548	559	534	1089	855	537	760	988	555	577	779	645	8,426
2019	732	690	693	885	706	449	598	1105	537	618	583		7,596

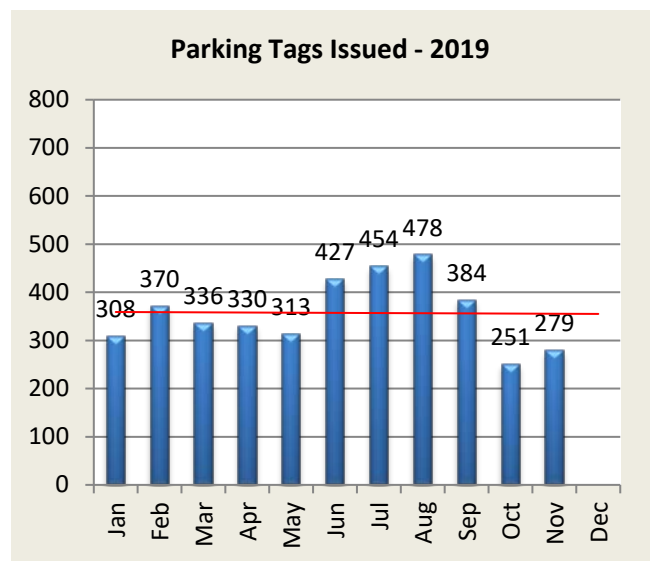
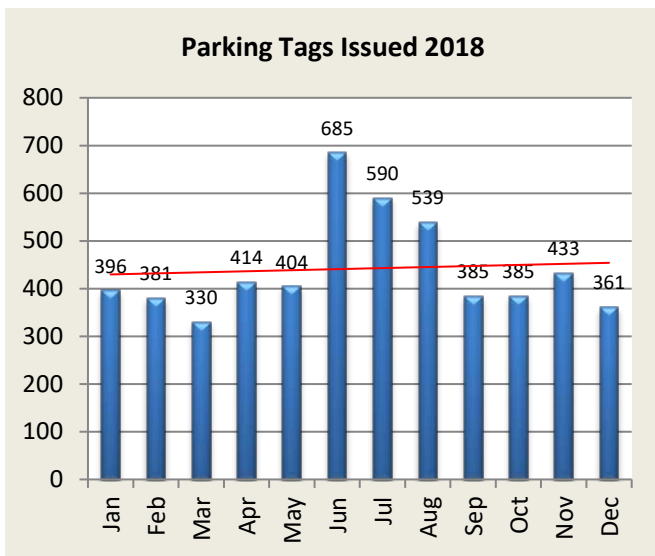


MV Enforcement: Type	Jan	Feb	Mar	Apr	May	Jun	Jul	Aug	Sep	Oct	Nov	Dec	YTD
Speeding Violations	183	152	196	98	160	116	178	245	105	138	153		1724
Seatbelt Violations	3	9	8	93	47	6	5	109	5	6	25		316
Registration Violations	127	109	107	97	137	54	86	135	69	71	48		1040
License Violations	26	38	35	39	40	25	24	35	22	24	20		328
Distracted Driving	9	12	17	302	54	9	19	213	10	23	42		710
Suspended Licence	42	43	32	31	36	26	23	24	22	16	24		319
Stop Sign Violations											10		
Traffic Light Violation	18	14	13	18	14	8	8	16	19	17	9		154

The above incidents are a overview of common violations. These statistics are not the only motor vehicle enforcement actions taken.

PARKING TICKET SUMMARY

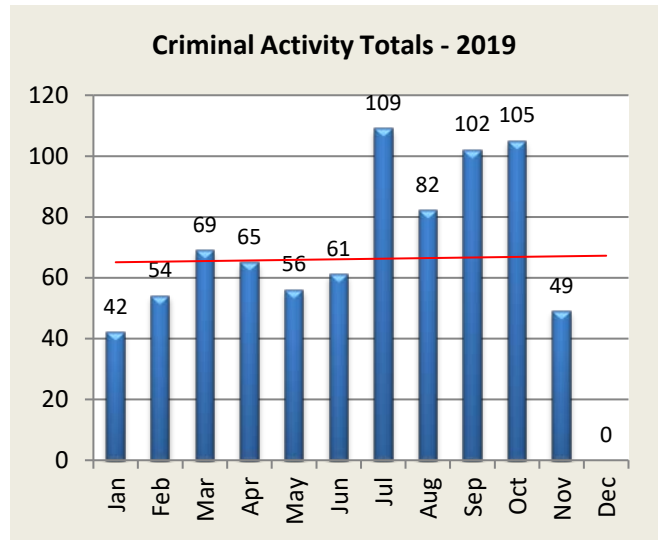
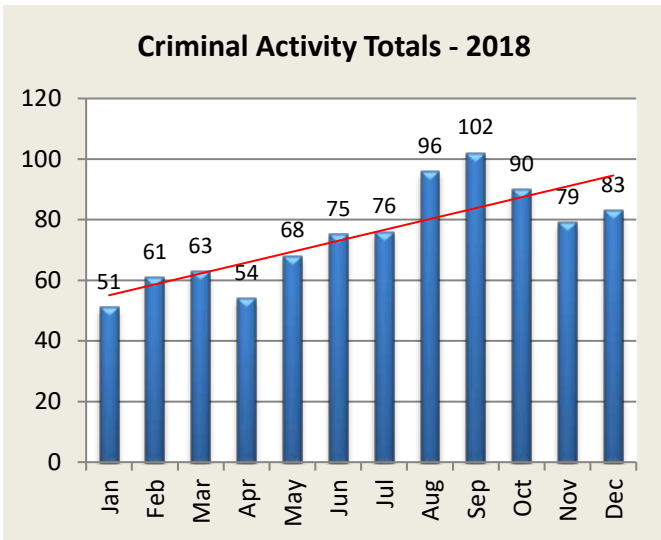
Total Issued	Jan	Feb	Mar	Apr	May	Jun	Jul	Aug	Sep	Oct	Nov	Dec	YTD
2018	396	381	330	414	404	685	590	539	385	385	433	361	5303
2019	308	370	336	330	313	427	454	478	384	251	279		3930



CRIMINAL INCIDENTS

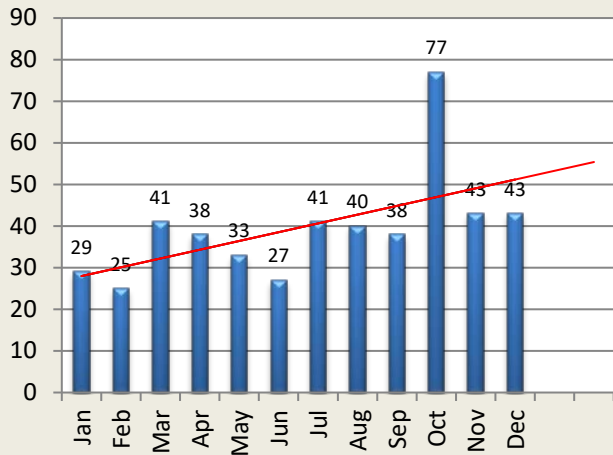
Criminal Incidents: Patrol	R2	R3	R4	R5	B2	B3	B4	B5
Larceny	1	1	3	1	7	3	3	11
Vandalism	5	0	0	1	0	2	3	1
MV Theft / Attempt	0	0	0	0	1	0	0	0
Burglary / Attempt	0	0	0	0	0	1	0	0
Assault	2	0	1	0	1	1	0	0
Robbery	0	0	0	0	0	0	0	0

Criminal Activity: Month	Jan	Feb	Mar	Apr	May	Jun	Jul	Aug	Sep	Oct	Nov	Dec	YTD
Larceny - 2018	40	31	35	34	48	55	49	56	58	59	57	51	573
2019	25	36	47	49	28	36	74	47	70	65	30		507
Vandalism - 2018	5	13	6	11	10	7	12	10	13	13	11	10	121
2019	6	4	9	7	10	9	11	11	8	14	12		101
MV Theft / Attempt - 2018	4	3	5	3	4	5	5	8	10	7	3	2	59
2019	3	5	3	2	3	5	7	5	13	11	1		58
Burglary / Attempt - 2018	1	11	10	3	6	2	6	19	15	3	4	16	96
2019	8	6	8	2	8	9	17	14	8	12	1		93
Assault - 2018	0	1	4	1	0	3	4	3	6	8	2	3	35
2019	0	3	2	2	3	1	0	3	2	1	5		22
Robbery - 2018	1	2	3	2	0	3	0	0	0	0	2	1	14
2019	0	0	0	3	4	1	0	2	1	2	0		13
Totals - 2018	51	61	63	54	68	75	76	96	102	90	79	83	898
2019	42	54	69	65	56	61	109	82	102	105	49	0	794



Criminal Arrests by Month	Jan	Feb	Mar	Apr	May	Jun	Jul	Aug	Sep	Oct	Nov	Dec	YTD
Larceny - 2018	22	16	29	27	22	22	18	24	25	37	25	23	290
2019	26	7	28	23	46	19	31	33	34	44	37		328
Vandalism - 2018	2	2	2	1	2	0	1	3	0	0	3	2	18
2019	3	1	1	0	10	1	1	1	1	1	1		21
MV Theft / Attempt - 2018	1	1	1	2	1	1	3	4	3	18	5	1	41
2019	0	1	0	0	0	0	1	0	1	0	0		3
Burglary / Attempt - 2018	1	1	5	6	2	0	9	5	5	15	8	5	62
2019	6	9	8	1	8	0	10	3	11	8	5		69
Assault - 2018	3	5	3	0	5	4	10	4	5	7	1	11	58
2019	3	2	5	6	5	4	5	5	3	6	11		55
Robbery - 2018	0	0	1	2	1	0	0	0	0	0	1	1	6
2019	0	0	1	2	3	0	2	4	2	0	0		14
Total - 2018	29	25	41	38	33	27	41	40	38	77	43	43	475
2019	38	20	43	32	72	24	50	46	52	59	54	0	490

Total Criminal Arrests - 2018



Total Criminal Arrests - 2019

